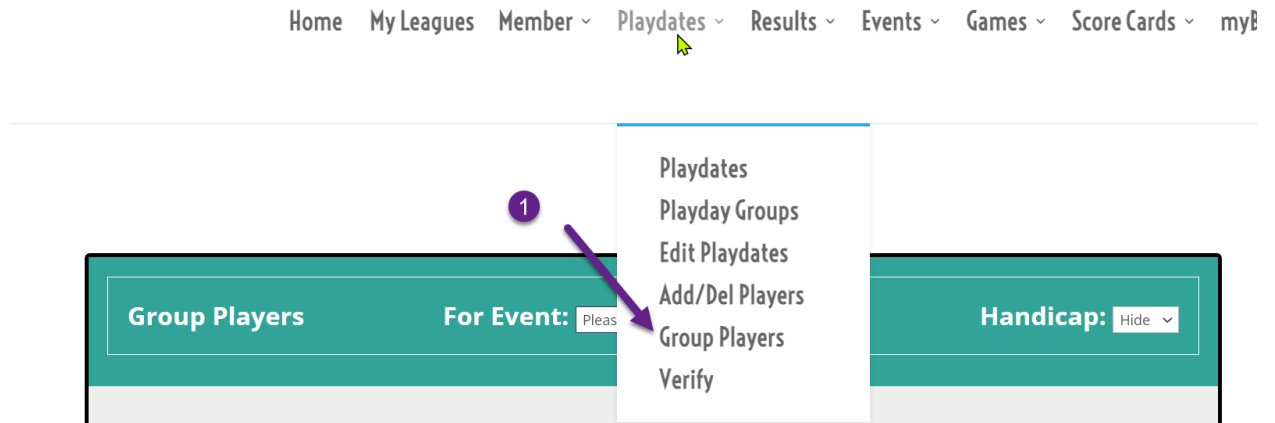
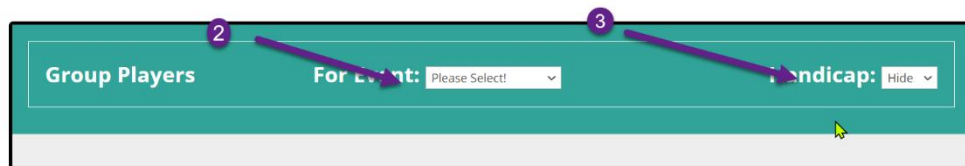


Group Players

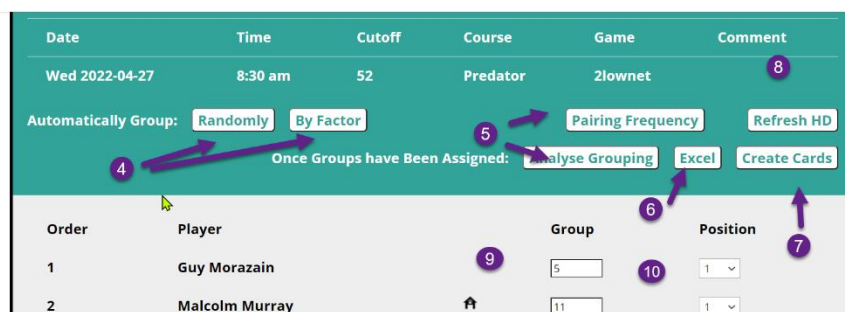
1. Select Group Players from the Playdates main menu item



2. Select the Event/Playdate



3. If you need to see the Players' handicap set Handicap to Show



4. You can automatically assign groups Randomly or by Handicap
5. You can use reports that might help you ensure that the same people don't always play together.
6. You can export the grouping to Excel

7. Once your ready you can create the Cards that are used by each group to capture their score. Cards can be recreated any time before the start of the game.
8. You can force a refresh of the players Handicaps.
9. You can assign or adjust the groupings manually
10. Some games, such as 1&2 vs 3&4 require that the position of each player within the group be predefined. If the position does not matter leave it as any.

11.